HSF

TECHNICAL SPECS:
Current Rating: 1.0AMP
Contact Resistance: 10mΩ Max
Dielectric Strength: Min 1000VRMS
Mechanical Life: Min 500 cycles
Operation Temperature: −40°C to +105°C

Sleeve: Brass CuZn36Pb3(C36000)
Contact plating: Au over Ni
Connecting Pin: ø0.47mm
Insulator Material: PPS+30%G.F(UL94V−0)

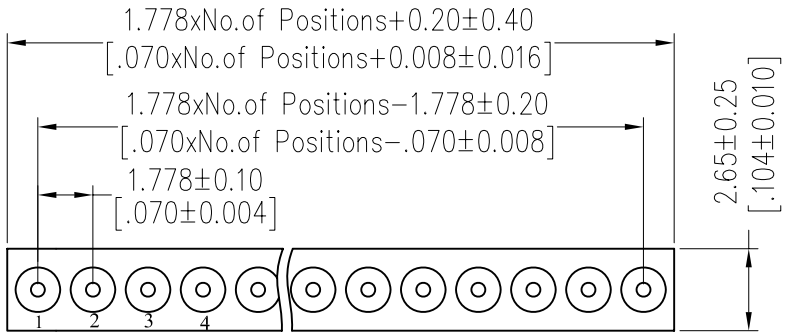

Recommended P.C.B Layout(Top Side)
(PCB BOARD TOLERANCE±0.05)

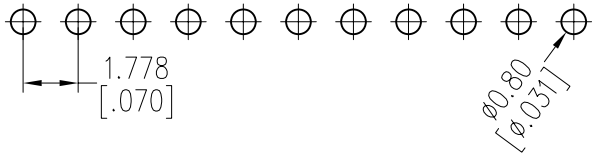

Ordering Information

3513-301 XX S XX 100 X 1

- XX: No. of Pin 2~50PIN
- XX: Contact Plating G0=Gold Flash G3=10u"Gold G4=15u"Gold G5=30u"Gold
- X: Packing A=Tray T=Tube

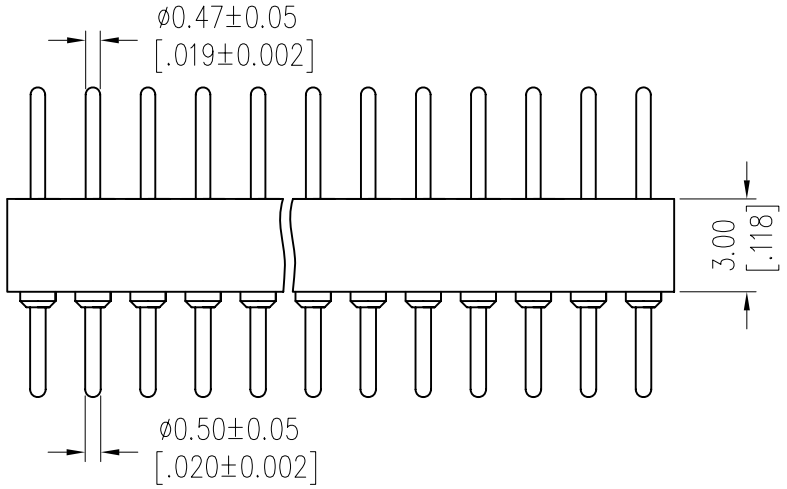

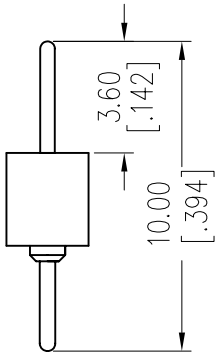

Item	Pitch	Mating
Standard	1.778	3523
Alternate		

REV	DATE	MODIFICATION DESCRIPTION	CHANGE
A0	2012/10/22	NEW	------

OPERATION	
X.X	±0.40
X.XX	±0.25
X.XXX	±0.15
Angle	± 3°
DIM	TOL

DRAW	JYHuang	DATE	2012/10/22
CHECK		DATE	
APPROVE		DATE	

SCALE	FIT
UNIT	mm
SIZE	A4
SHEET	1/1
PROJ.	

PART NO. 3513-301XXSXX100X1

TITLE: 1.778mm MACHINED PIN HEADER SINGLE ROW 180° H=3.0 L=10.0

Customer NO.